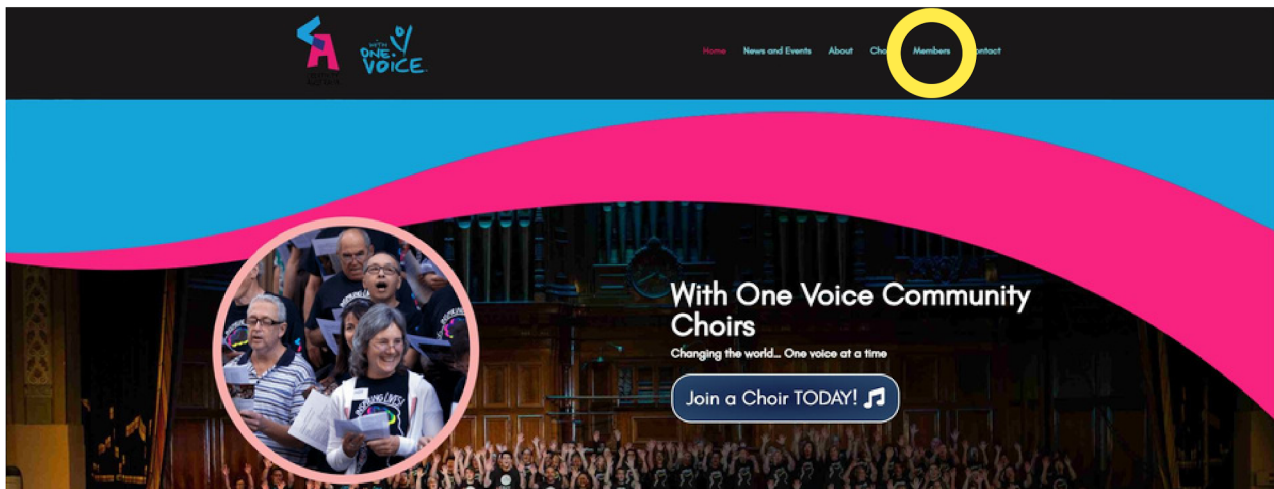
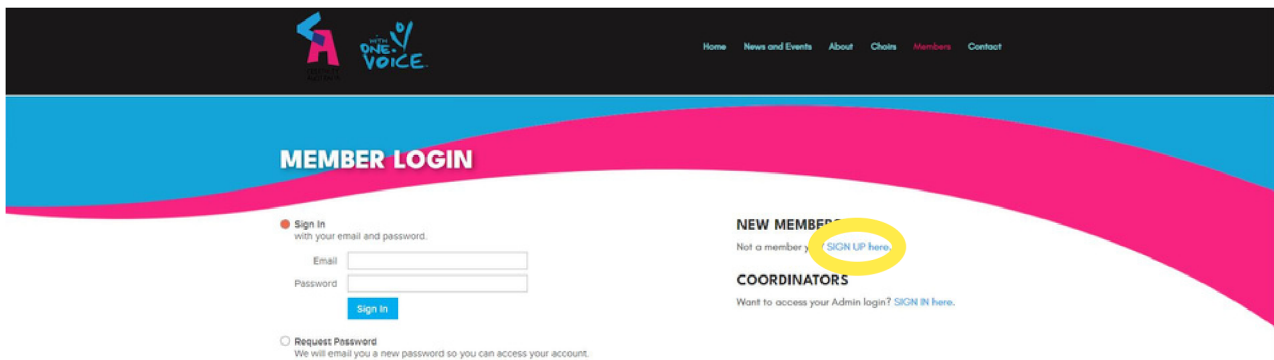


# How to become a member

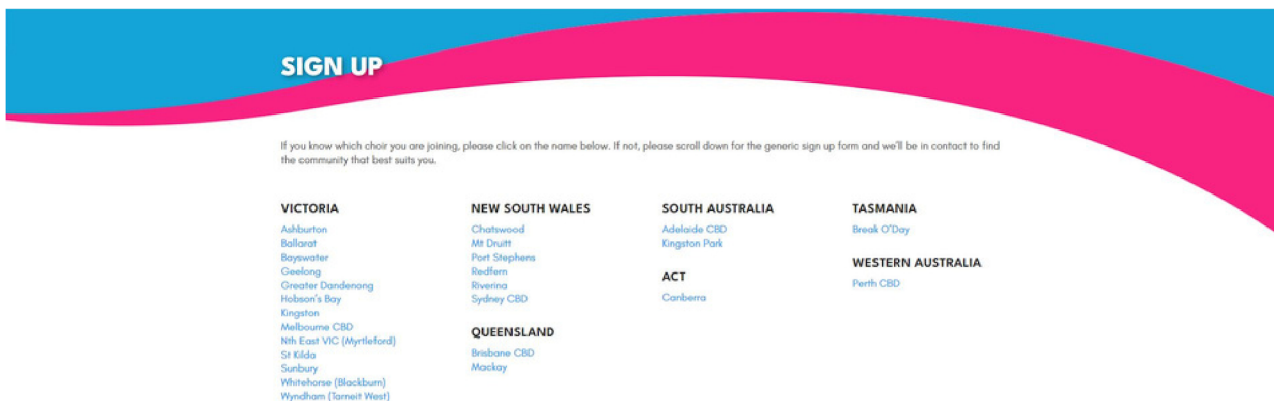
1. Head to [withonevoice.org.au/members](http://withonevoice.org.au/members) or click on 'Members' at the top of the page.



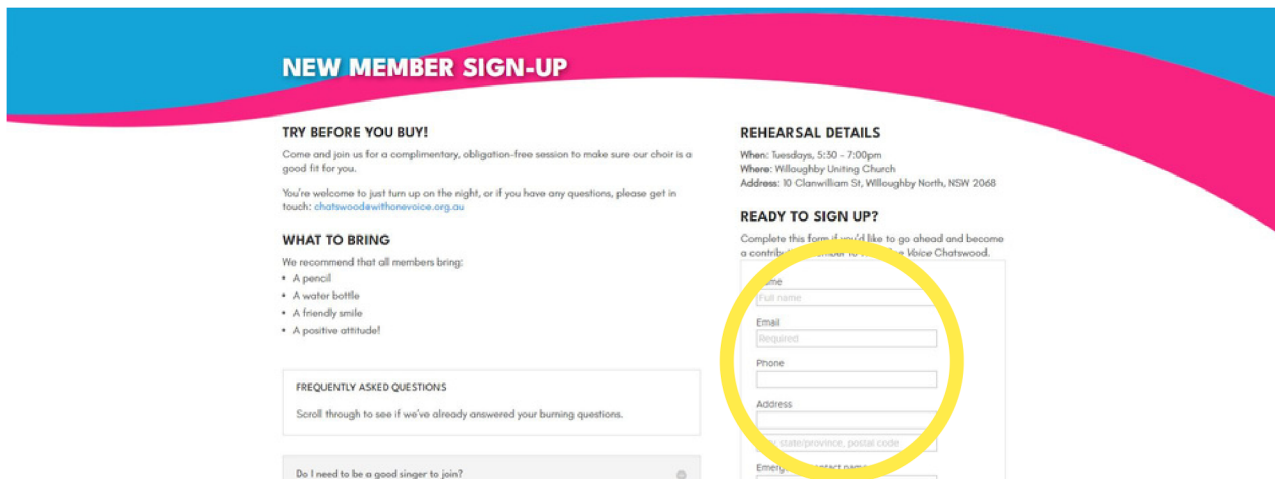
2. Click on 'SIGN UP here.'



3. Choose your choir from the list.



4. The sign-up form is located in the side-bar of this page.



5. Fill in your contact information and check the 'Photography consent' button.

Name

Email

Phone

Address

Emergency contact name

Emergency contact phone

Photography consent

6. Select your membership level, enter your card information, and hit 'Sign Up!'

**General membership**  
\$45 / month  
\$45 payment due now, next auto renewal (\$45) on Jul 26, 2023

**Concession membership**  
\$25 / month

**Subsidised membership**  
\$10 / month

**Offline contributions - cash, cheque, transfer**  
\$45 / month

We have a flexible membership policy - as a movement of inclusive choirs, our priority is to ensure that everyone can participate regardless of their circumstances. However, the choir has weekly costs that need to be covered (our incredible conductor and the terrific venue). Most importantly though, your fees support those in our choirs who can't afford to contribute themselves.

Name on card

Billing address

Credit/debit card  
Card number  MM / YY

If your situation changes, you can easily upgrade or downgrade your membership according to your ability to contribute - we don't want price to be a barrier of entry for anyone.

**Sign Up!**

7. Fill in the demographic information, then click 'Save and Continue'.

**Demographic information**

Age range  
-Select- ▼

Gender

Do you experience any disability, impairment, or hardship?

In which country were you born?

What language(s) do you speak at home?

How would you describe your ethnic/cultural background?

Employment status  
-Select- ▼

Reason for joining  
-Select- ▼

How did you hear about us?  
-Select- ▼

It isn't compulsory to fill out this information. However, we use this data when we apply for government grants to support the *With One Voice* program. The more members that fill out this information, the easier it is for us to find funding to keep the choirs running.

8. You will then see a page welcoming you to the choir. To set your password, head back to [withonevoice.org.au/members](http://withonevoice.org.au/members) and click on 'Change' under your contact information.

**MEMBER LOGIN**

About Profile History Sign Out

Name [Redacted]  
Email [Redacted]  
Phone [Redacted]  
Address [Redacted]  
City, state/province, postal code [Redacted]  
Emergency contact name [Redacted]  
Emergency contact phone [Redacted]

Photography consent [Redacted]  
Acknowledged on Jun 20, 2023 15:48

Change

**NEW MEMBERS**  
Not a member yet? [SIGN UP here.](#)

**COORDINATORS**  
Want to access your Admin login? [SIGN IN here.](#)