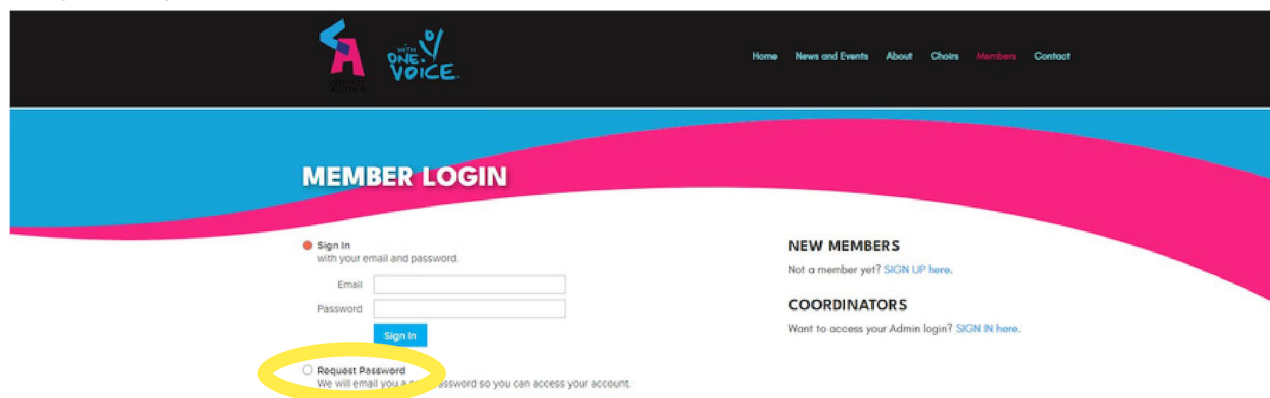


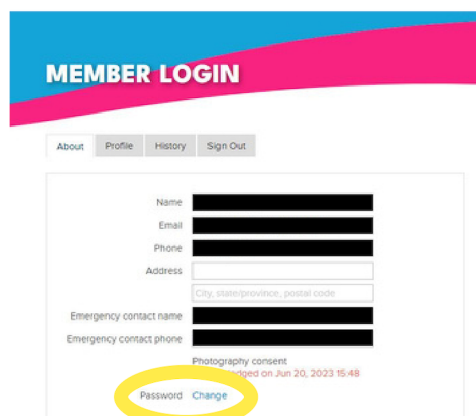
Existing members: how to access the new portal

These are instructions for how to access our new membership portal if you have already registered as a *With One Voice* member. If you're not sure whether you are a member, contact *With One Voice* head office at withonevoice@creativityaustralia.org.au or get in touch with your choir's coordinator.



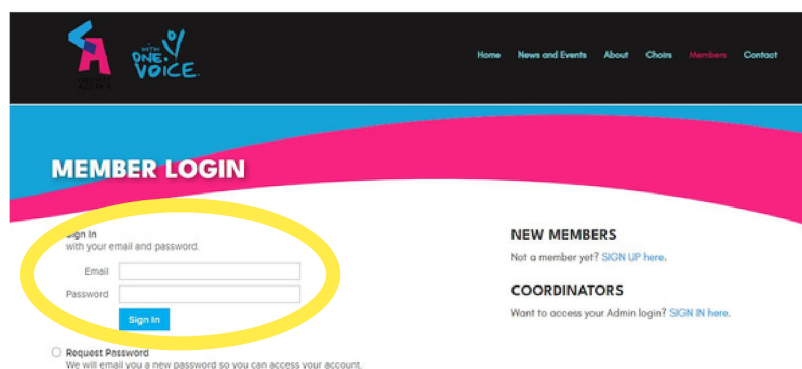
Logging in for the first time

1. Head to withonevoice.org.au/members, then click on 'Request Password'. You will be sent an email with a randomly generated password.
2. Log in using the password that has been sent to you.



3. If you would like to choose your own password, click on 'Change' as circled. Then click 'Save & Continue' at the bottom of the page.

From here you can update your personal information, change your billing, and view your contribution history and receipts. For more information about how to do this, please see our other resources.



Once you've logged in for the first time, in the future you will be able to log in directly from withonevoice.org.au/members.

If you forget your password, you can request a new one at any time by following the steps above.